

EAX[®] SERIES

EAX-2500

AC/DC External Powered Wall Mount Exit Alarm

The Detex EAX-2500 Series Exit Alarm is designed for applications requiring a hardwired AC/DC alarm on secure doors. The alarm, with approximately 100dB, will sound when an unauthorized exit occurs. The smaller size of the EAX-2500, which is designed to fit in a standard 4"x4" outlet box, makes it the choice for quick and easy installations on emergency exit and restricted doors.



Specify EAX-2500SxMC65



Specify EAX-2500SxBKxMC65

Benefits

- Field selectable features allow customer to choose status indicators and auto rearm options
- 100dB piezo horn provides security for restricted doors
- Easy to install using ordinary tools to save time and money
- New graphics on cover are easy to understand and make key operation simple
- Available in either gray or black to blend with any décor

Features

- Surface and flush mount available using 4"x4" double switch/outlet box
- Patented cam assembly automatically adjusts for different size cylinders without spacers
- Inside Key Control uses mortise cylinder with standard Yale cam
- AC/DC hardwired power with optional 9VDC backup battery
- Low battery alert is field selectable
- Silent arming feature is field selectable
- Tamper resistant housing and cover protects electronics
- Extended bypass allows alarm to remain silenced when door is open and automatically rearm upon closing of door
- Relay output for signaling external accessories

Mechanical Options

- KS - Key Stop (Key removed only when armed)
- EAX-2500 Flush or Surface
- EAX-2500FK1 - Complete kit contains alarm, warning sign, flush back box, flush magnetic switch and 24VAC transformer (add suffix "xMC65 or xIC7" to include factory installed cylinder)
- EAX-2500SK1 - Complete kit contains alarm, warning sign, surface back box, surface magnetic switch and 24VAC transformer (add suffix "xMC65 or xIC7" to include factory installed cylinder)

Other EAX Exit Alarms Include

- EAX-500 - Battery Powered
- EAX-500W - Weatherized Battery Powered
- EAX-3500 - Timed Bypass and Rechargeable Battery
- EAX-300 - Door Prop
- EAX-300W - Weatherized Door Prop

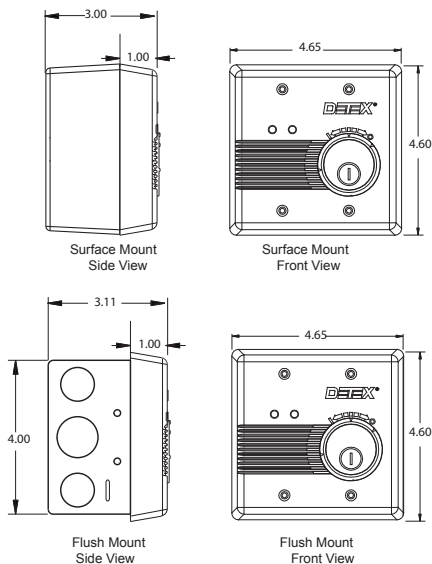
Accessories

- IC7 - Interchangeable mortise cylinder (can be factory installed)
- MC65 - Mortise cylinder (can be factory installed)
- MS-2049, MS-1039, MS-1059 - Magnetic Switch
- Optional Cylinder Nut Wrench P/N: 103779

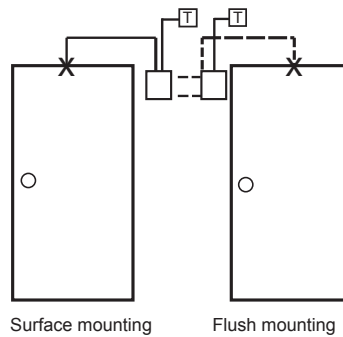


Dimensions

Front and Side View

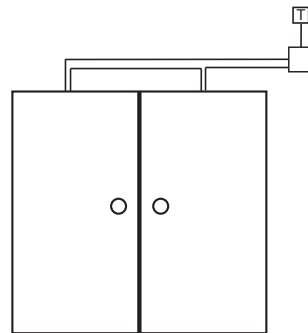


Riser Diagram



Surface mounting

Flush mounting



Door switch actuated

Double door application as shown above available with EAX-500, EAX-300, EAX-2500 and EAX-3500.

Note: Double door application as shown above **not** available with EAX-300W or EAX-500W weatherized alarms.

Detex Limited Warranty

3 Year Limited Manufacturers Warranty

Where Trust is Built™
DETEX®
Life Safety and Security Door Hardware

Detex Corporation
 302 Detex Drive
 New Braunfels, Texas 78130-3045 USA
 PH. (830) 629-2900
 (800) 729-3839
 FAX (830) 620-6711
 (800) 653-3839
<http://www.detex.com>
 USA Sales:
marketing@detex.com
 International Sales:
export@detex.com

EAX[®]-2500 HOW TO ORDER

EXTENDED BYPASS

- 0** = Alarm must be manually turned off; or may be field selected for 2 min. Auto Re-arm
- 3** = Alarm must be manually turned off; or may be field selected for 10 min. Auto Re-arm
- 4** = Alarm must be manually turned off; or may be field selected for 20 min. Auto Re-arm
- 5** = Alarm must be manually turned off; or may be field selected for 3.3 hours. Auto Re-arm

EAX-25

Example Order Number

ARMING DELAY

- 0** = 15 Second Arming Delay
- 1** = 1 Second Arming Delay
- 2** = 5 Second Arming Delay
- 4** = 4 Minute Arming Delay

BACK BOX

“ = No back box (Std.)

S = Surface Mounting

F = Flush Mounting

SK1 = Surface Kit: Surface mount back box, 24 VAC transformer, surface door contacts

FK1 = Flush Kit: Flush mount back box, 24 VAC transformer, flush door contacts

C = Conversion kit for retrofit from EA-2500F

- “** = None (Required)
- IN** = Includes 220 Transformer
- 277** = Includes 277 Transformer
- L9** = Remove 9 volt Backup Battery
- SI** = Status Indicator On

“ = No cylinder (cylinder required)

MC65 = Mortise Cylinder, factory installed

IC7 = 7-pin IC Cylinder Housing (core not included), factory installed

“ = Gray (Std.)

BK = Black

Signage **x**

Cylinders **x**

Misc. Options **x**

Power

“ = None

KS = Key Stop, factory installed